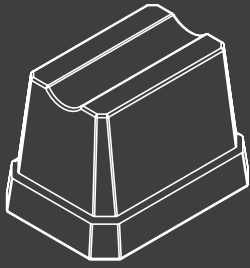


# ALFA



# NG80 A

## Self-Contained Ice Cube Maker

**SKOPE**

**ITV** |   
ICE makers



### Features



- 80kg ice cube production in 24 hours
- Produces pure and clear, solid ice cubes
- Perfectly separated and consistent in size
- 35kg ice storage capacity
- Easy access external operational switches
- Strong solid AISI 304 stainless steel box-type frame
- Easy servicing without disassembling the whole machine
- Patented robust folding door with noise reduction system
- Flexible nozzle spray system to reduce build up of limescale
- Front and rear ventilation system allows machine to be built-in (ventilation clearances required)
- Cleaning switch allows circulation of water with descaling product (calclin or similar)
- Tropical T Class compressors suitable for use in environments up to 43°C ambient
- ITV designed motor pump, no seals to avoid deterioration
- Designed to allow easy disassembly and servicing for minimal disruption
- 2 year warranty
- **Installation must be carried out by a qualified plumber or refrigeration mechanic**

### Supplied Accessories



Water Inlet  
Hose



Drain Hose



Gasket  
Washers



Medium  
Scoop



Adjustable  
height legs

Backflow prevention  
device

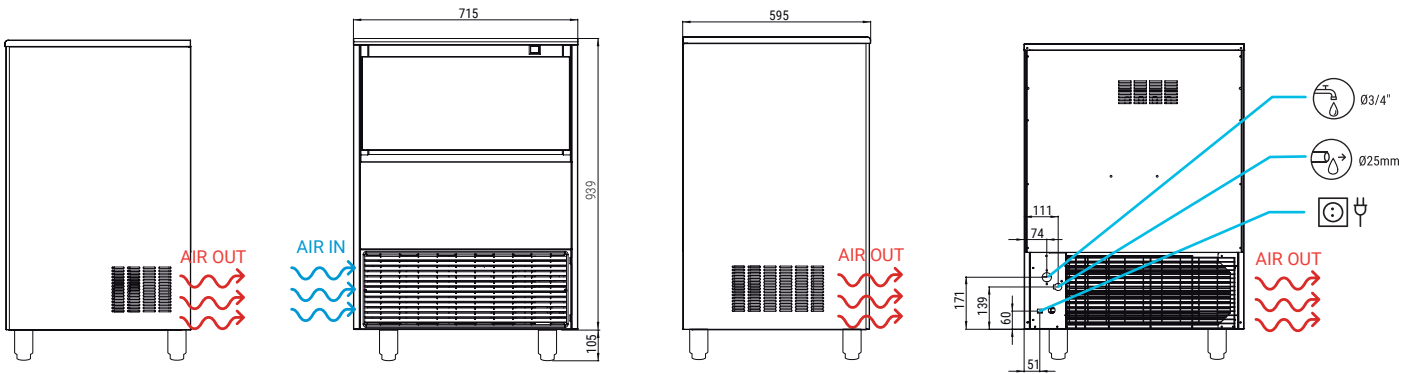
### Water Filter



A Watermark approved\* water filter, suitable for the water type at the place of installation must be used. SKOPE can provide a water filter that protects the Ice Maker, and ensures proper function and high quality ice production. Service or repair due to absence of a suitable water filter will not be covered by SKOPE warranty. Contact SKOPE for more information.

\*Watermark approval is only applicable to Australian installations. Elsewhere, a suitable water filter must be used

## Machine Specifications












|                           |                     |
|---------------------------|---------------------|
| <b>Machine dimensions</b> | 715 x 595 x 939mm   |
| <b>Packed dimensions</b>  | 780 x 650 x 1,075mm |
| <b>Machine weight</b>     | 63kg                |
| <b>Packed weight</b>      | 81kg                |
| <b>Floor area</b>         | 0.57m <sup>2</sup>  |

### Ventilation recommendations

- 100mm behind the cabinet
- 100mm above the cabinet

**Optional castor height** 62mm

|   |   |   |   |   |  |   |   |             |
|---|---|---|---|---|--|---|---|-------------|
|  |  |  |  |  |  |  |  |             |
| (W)   | (Btu/h)   | (W) 43°C  | (n.) (mm <sup>2</sup> )   | FUSE  | (Kwh)  | (l/h)   | (W) (Btu/h)   |             |
|  | 1,770   | 6,043   | 800   | 2 1.5   | 10   | 24.9  | 10.6  | 1,401 4,783 |

## Ice Specifications



|                                  |                |
|----------------------------------|----------------|
| <b>Ice dimensions</b>            | 39 x 27 x 30mm |
| <b>Ice cube volume</b>           | 17/21cc        |
| <b>Ice cubes per cycle</b>       | 60             |
| <b>Ice cube storage capacity</b> | 35kg           |

### Ice production per 24 hour cycle (kg)

|                 |      | Water temperature |      |      |      |
|-----------------|------|-------------------|------|------|------|
|                 |      | 10°C              | 15°C | 21°C | 30°C |
| Air temperature | 10°C | 87                | 86   | 75   | 63   |
|                 | 21°C | 81                | 80   | 69   | 56   |
|                 | 32°C | 73                | 72   | 62   | 49   |
|                 | 43°C | 55                | 54   | 44   | 31   |



Electrical Safety & EMC  
Regulatory Compliance Mark



**2 Year Warranty Protection**  
Parts & Labour

**SKOPE INDUSTRIES LIMITED**

Australian Freephone: 1800 121 535

New Zealand Freephone: 0800 947 5673

Email: skope@skope.com

Website: www.skope.com